





### 1. Do you enjoy school?



		Response Percent	Response Count
All of the time		8.4%	12
Most of the time		43.4%	62
<b>Sometimes</b>		<b>44.8%</b>	<b>64</b>
Never		3.5%	5

Feel free to explain your answer 90

**answered question 143**

**skipped question 0**

### 2. Do you have access to a computer at home?

		Response Percent	Response Count
Yes		93.0%	132
No		7.0%	10



**answered question 142**

**skipped question 1**



### 3. Do you feel that you feel that you have any learning difficulties in any of the following areas?

	Yes	No	Rating Count
Literacy	17.5% (25)	82.5% (118)	143
Numeracy	16.1% (23)	83.9% (120)	143
Dyspraxia	5.6% (8)	94.4% (135)	143
Autism	2.1% (3)	97.9% (140)	143
		Other (please specify)	15
		<b>answered question</b>	<b>143</b>
		<b>skipped question</b>	<b>0</b>



### 4. Is there anyone at home who helps you with your homework?

		Response Percent	Response Count
Yes		75.5%	108
No		24.5%	35
		<b>answered question</b>	<b>143</b>
		<b>skipped question</b>	<b>0</b>



### 5. Do share your computer with anyone else?

		Response Percent	Response Count
Yes		56.7%	80
No		43.3%	61
		<b>answered question</b>	<b>141</b>
		<b>skipped question</b>	<b>2</b>




### 6. Do you have access to the internet at home?

		Response Percent	Response Count
Yes		95.8%	136
No		4.2%	6
<b>answered question</b>			<b>142</b>
<b>skipped question</b>			<b>1</b>



### 7. Do you have your own workspace at home?

		Response Percent	Response Count
Yes		80.1%	113
No		19.9%	28
<b>answered question</b>			<b>141</b>
<b>skipped question</b>			<b>2</b>




### 8. Do you eat breakfast before school?

		Response Percent	Response Count
Always		66.2%	92
Sometimes		25.9%	36
Never		7.9%	11
<b>answered question</b>			<b>139</b>
<b>skipped question</b>			<b>4</b>








## 9. Do you eat lunch?

		Response Percent	Response Count
Always		81.7%	116
Sometimes		18.3%	26
Never		0.0%	0
answered question			142
skipped question			1



## 10. Do you attend parents' evenings?

		Response Percent	Response Count
Yes with my parents/parent		85.0%	119
My parents attend without me present?		7.9%	11
Nobody usually attends		7.1%	10
answered question			140
skipped question			3





## 11. Which extra curricular activities do you take part in within or outside school?

		Response Percent	Response Count
Sports		78.9%	86
Music		22.0%	24
Social Area (P1)		9.2%	10
Learning Support social area		4.6%	5
Garden Club		2.8%	3
Stem Club		5.5%	6
Other		16.5%	18
	Other (please specify)		39
answered question			109
skipped question			34





## 12. Have you ever claimed or are you currently entitled to free school meals?

		Response Percent	Response Count
Yes		12.2%	17
No		87.8%	122
answered question			139
skipped question			4



### 13. What would you like to do after year 11?

		Response Percent	Response Count
Have a job		22.8%	28
Attend a local college and then go to university		18.7%	23
<b>Go onto further education ie sixth form or college and then work</b>		<b>35.0%</b>	<b>43</b>
Go onto further education and then university		23.6%	29
Other (please specify)			21
<b>answered question</b>			<b>123</b>
<b>skipped question</b>			<b>20</b>



### 14. What do you parents want you to do after you have completed your time at Beverley Grammar School?

		Response Percent	Response Count
Have a job		19.1%	22
Attend a local college and then go to university		24.3%	28
<b>Go onto further education ie sixth form or college and then work</b>		<b>32.2%</b>	<b>37</b>
Go onto further education and then university		24.3%	28
Other (please specify)			32
<b>answered question</b>			<b>115</b>
<b>skipped question</b>			<b>28</b>



### 15. Is English your first language?

		Response Percent	Response Count
Yes		95.0%	134
No		5.0%	7
answered question			141
skipped question			2

### 16. Do you feel that you deserve to succeed?

		Response Percent	Response Count
Yes		96.4%	135
No		3.6%	5
answered question			140
skipped question			3

### 17. Are you a carer for a parent or other family member?

		Response Percent	Response Count
Yes		14.2%	20
No		85.8%	121
answered question			141
skipped question			2